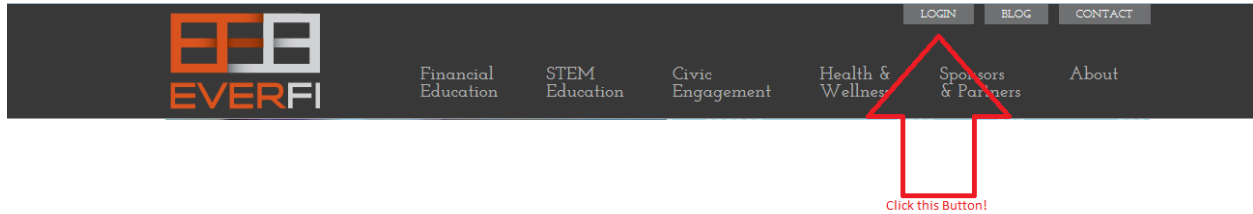


Silver 1 EVERFI Login Information

Directions: Please follow these steps to ensure that you are properly signed up to use EverFi.

Step 1 – Go to this website <http://www.everfi.com/>

Step 2 – Click the “Log In” button in the upper right hand corner.

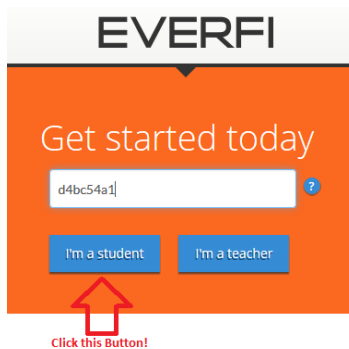


Step 3 – Click the “Sign Up” button in the upper right hand corner.



Step 4 – Type this Registration Code/Login Id into the box: d4bc54a1

Step 5 – Click “I’m a student”




Step 6 – Type in your First Name and Last Name into the appropriate boxes.

Step 7 – Create a SCHOOL APPROPRIATE username. Write your username here: _____

Step 8 – Type your email address into the appropriate box.

Step 9 – Create a SCHOOL APPROPRIATE password. Write your password here: _____

Step 10 – Click the “Get Started” button.

Step 11 – Click the “Start” button, next to  Overview under the Curriculum in Progress section.

Step 12 – Enjoy EverFi!